



Should I have bought this stock?


 **Brainy's Share Market Toolbox**

Should I have bought this stock...?
(in early October)

This workshop session will test your technical analysis knowledge and ability. We will show a price chart (hiding recent price data), then seek your input, decide whether to buy, then reveal the stock and all recent price data.


November 2025
Robert B Brain


 © Copyright 2025, Robert B. Brain, Brainy's Share Market Toolbox — www.robertbrain.com Version: 3.2

 **Introduction**

Should I have bought this ...?

- In this session we will show a price chart for a “security” (a stock, or ETF or whatever), with the last four weeks or so of price data hidden (from 6th October), and we will ask you this question:
“Should I have bought this stock?”
- In the live delivery of this presentation, you will be invited to contribute:
 - Suggest a chart indicator to include;
 - Suggest time period: daily, weekly, monthly.

© Copyright 2025 Robert B. Brain — Brainy's Share Market Toolbox — www.robertbrain.com  2

 **Introduction**


About this presentation

The purpose of this session is:

- For you to test how good your stock-picking is; and
- To give you the opportunity to pick up some tips from others about technical analysis and stock picking.

On the next slide:
a chart of the stock we will be studying...

BTW – This presentation is based on a similar one that was delivered here a year ago, and included in the October 2024 edition of the ATAA Blast! newsletter. You can see it in the ATAA Resource Library archive.

© Copyright 2025 Robert B. Brain — Brainy's Share Market Toolbox — www.robertbrain.com  3

Should I have bought this stock?



IMPORTANT NOTICE - AUSTRALIAN TECHNICAL ANALYSTS ASSOCIATION

Please note that the views expressed at this meeting are the view of the speakers and members only. They do not represent or reflect the views of the ATAA. The ATAA conducts this meeting as a forum to provide an opportunity for its members to hear the view of speakers and other members.

Under no circumstances are attendees at this meeting to infer that by allowing speakers and members to speak at this meeting that the ATAA endorses, approves, agrees or promotes the views of such speakers or members. The ATAA does not provide any advice whatsoever regarding any investment in any financial products within the meaning of Section 766B of the Corporations Act or otherwise.

It is further essential to note that speakers prepare their presentations without taking into account or giving any consideration to the objectives, financial situation or needs of any attendee at this meeting. Therefore, the views and opinions expressed by the speakers must not be considered personal advice relevant to any specific person's financial position or situation.

Speakers and members present their views for purposes of education and exchange of views and discussions only. Therefore it follows that the views expressed must not be acted upon as investment or financial advice or as any advice.

Attendees must consider the appropriateness of the views expressed in the light of their own objectives financial situation, needs, position and seek professional advice from person(s) who are licensed to give financial, legal and tax advice only.

By attending this meeting you release and discharge the ATAA from all liability loss or damage that you may suffer or sustain (the Loss) and indemnify the ATAA against the loss.

Introduction

Important Notice — No Advice!

- This presentation does not include any advice.
- For proper advice, your personal financial situation needs to be considered.
- This presentation is pure education, only for your general awareness.
- There are no recommendations to take any action, or to invest any money in any way.
- Always consult a properly licensed advisor before making investment decisions.


© Copyright 2025 Robert B. Brain — Brain's Share Market Toolbox — robertbrain.com

The slide features a red circle with a diagonal slash over the word 'advice', indicating that no advice is provided. The background is white with a blue header and a yellow footer.

Should I have bought this stock?

Introduction

Important Notice



No predictions

No forecasts

© Copyright 2023 Robert B. Brain — Brainy's Share Market Toolbox — www.robertbrain.com

Introduction

About... Robert Brain

Nimble Short term Investor
consultant, educator and part-time* share trader
web-based sharemarket-support business

- Many years experience as trainer, presenter, conference facilitator (*Scouts*)
- Share Market – active 20+ years* (slowly at first)
- Chartist ie. technical analyst (ATAA member and national director)
- Provide support and tuition to traders and investors **Brainy's Share Market Toolbox**
- Former member Mensa
- Engineering Degree (structured thinking with an eye for charts and diagrams)
- 30+ years – professional experience (IT and management)
- **Do not hold AFS license! (Can't give advice)**
- **BullCharts software (convenor Australian BullCharts User Group and authorised reseller with special pricing)**

Conflict of interest?

* - Not yet enough capital to live off the proceeds of trading (after trading as a hobby until a career change in 2008).

© Copyright 2023 Robert B. Brain — Brainy's Share Market Toolbox — www.robertbrain.com

The XKO index

Pick a stock from XKO index


Firstly, let's select a stock from the XKO index – S&P/ASX 300.

But why the XKO?

- After a little research among our own network of traders and investors (done during informal ATAA and BullCharts User Group networking sessions), a significant number of these people said that they use the XKO index as their own Stock Universe.
- *"The XKO index consists of all 200 of the S&P/ASX 200 (XJO index) companies plus 100 smaller-cap companies that have market capitalisations above ~\$100 million (AUD)."* [Source: <https://www.asx300list.com/>]

© Copyright 2024-2025 Robert B. Brain — Brainy's Share Market Toolbox — www.robertbrain.com


Should I have bought this stock?


 **The XKO index**

About the XKO: reference #2

- *"The S&P/ASX 300 (XKO) provides broad exposure to the Australian share market and contains all ASX 200 companies and approximately 100 smaller-cap shares. It accounts for ~84% of Australia's equity market (August 2024)."*

[source: <https://www.marketindex.com.au/asx300>]


© Copyright 2024-2025 Robert B. Brain - Brain's Share Market Toolbox - www.colbertbrain.com  12


 **The XKO index**

About the XKO: reference #3

- **SP Global says:** *"The S&P/ASX 300 is designed to provide investors with broader exposure to the Australian equity market. The index is liquid and float-adjusted, and it measures up to 300 of Australia's largest securities by float-adjusted market capitalization. The S&P/ASX 300 index covers the large-cap, mid-cap, and small-cap components of the S&P/ASX Index Series. This index is designed to address investment managers' needs to benchmark against a broad opportunity set characterized by sufficient size and liquidity. Franking credit versions of the index are also available."*


[Source: <https://www.spglobal.com/spdji/en/indices/equity/sp-asx-300/#overview>]

© Copyright 2024-2025 Robert B. Brain - Brain's Share Market Toolbox - www.colbertbrain.com  11


 **The XKO index**

About the XKO: reference #3

- More index details on a fact sheet from SPGlobal:

https://www.spglobal.com/spdji/en/idsenhancedfactsheet/file.pdf?calcFrequency=M&force_download=true&hostIdentifier=48190c9c-42c4-46af-8d1a-0cd5db894797&indexId=124612 

(click here)

© Copyright 2024-2025 Robert B. Brain - Brain's Share Market Toolbox - www.colbertbrain.com  12

Should I have bought this stock?

The XKO index

Are XKO stocks liquid enough?

- Many traders are interested in trading **liquid** stocks.
- For example, CVN (Carnarvon Energy LTD):-
as at 2 October 2024, had **weekly average Value** traded for the previous 5 rolling weeks: \$958,000; and **daily average Value** traded for the previous 5 days: \$239,274
- This would enable us to take a position up to about \$10,000 which would be less than 5% of the Value traded daily (a liquidity rule that many traders use).

Are they liquid? – Yes for many us.

© Copyright 2025 Robert B. Brain – Brainy's Share Market Toolbox – www.bobbrain.com

Now, the real study...

My observations

- The following few slides are my own observations;
- Your observations will be welcome shortly, so please gather your thoughts;
- The next charts are all weekly candle charts.

© Copyright 2025 Robert B. Brain – Brainy's Share Market Toolbox – www.bobbrain.com

Now, the real study...

Here is today's chart:

Resistance at \$6.50 – overcome

Mr Market thinks: "Worth more than \$2.50"

Should I have bought this stock based on this chart?

Q: Your initial thoughts?

Volume, and: VMA – Simple MA: 5, 10, 21, 54

Increasing

(c) Copyright, November 2025, R.B. Brain

Should I have bought this stock?







Should I have bought this stock?

Now, the real study...

Guppy-MMA

Should I have bought this stock based on this chart?

GMMA (Guppy Multiple Moving Average):
In last 3 weeks, all 12 averages rising nicely and a gap forming between the group of blues and the reds.

© Copyright 2025 Robert B. Brain — Brainy's Share Market Toolbox — www.smbtoolbox.com

Now, the real study...

Now, the test...

Have you decided whether we should have bought it?
Do you have any favourite chart indicators to view?

© Copyright 2025 Robert B. Brain — Brainy's Share Market Toolbox — www.smbtoolbox.com

Now, the real study...

Now, the test...

If so, flick across to BullCharts to view today's security, and include your indicators...

© Copyright 2025 Robert B. Brain — Brainy's Share Market Toolbox — www.smbtoolbox.com

Should I have bought this stock?

Now, the real study...

The stock revealed...

- The stock in today's study is revealed on the next slide.

© Copyright 2025 Robert B. Brain — Brainy's Share Market Toolbox — www.1000tricks.com

Now, the real study...

The stock revealed...

- The stock in today's study was **Silex Systems Limited (ASX:SLX)**;
- The following slides show the price action in the few weeks after 3rd October, with the chart indicators we looked at before;
- With data up until Friday 7 November 2025.

© Copyright 2025 Robert B. Brain — Brainy's Share Market Toolbox — www.1000tricks.com



Should I have bought this stock?

 **Now, the real study...**

Price-moving news

- During the presentation, someone asked if there was any “price sensitive” news that could have contributed to the Big White candle in mid-September.
- The next slide shows the relevant company announcement.

© Copyright 2025 Robert B. Brain — Brainy's Share Market Toolbox — www.robertbrain.com 

 **Now, the real study...**


Price-moving news 

GLE Completes Large-Scale Enrichment Demonstration Testing
17 September 2025

Silix Systems Limited (**Silix** or the **Company**) (**ASX: SLX; OTCQX: SILXY**) is pleased to announce that Global Laser Enrichment (**GLE**), the exclusive licensee of the SILEX uranium enrichment technology, has completed the large-scale enrichment demonstration testing campaign at its Test Loop facility in Wilmington, North Carolina. GLE has collected extensive performance data providing confidence that its laser-based uranium enrichment process will achieve TRL-6 demonstration status and can be commercially deployed.


GLE will continue its demonstration program through the course of CY2025, producing hundreds of kilograms of Low Enriched Uranium (**LEU**), while continuing toward building a US domestic manufacturing base and supply chain to support deployment of US domestic enrichment capacity. The results of the large-scale demonstration are subject to assessment by an independent engineering contractor, with GLE expecting to receive the completed TRL-6 assessment report by the end of CY2025.

© Copyright 2025 Robert B. Brain — Brainy's Share Market Toolbox — www.robertbrain.com 


 **Summary & Wrap up**

Summary

- How did you go?
- Did you make a decision?
- And was your decision a good one?
- Did you benefit from the discussion and the technical analysis information offered?
- **FEEDBACK?** Was this useful?
Should we repeat this session in a future meeting/webinar?


© Copyright 2025 Robert B. Brain — Brainy's Share Market Toolbox — www.robertbrain.com 


Should I have bought this stock?


 **Summary & Wrap up**

Don't forget my Toolbox

- Brainy's **Share Market Toolbox**
 - (1) www.robertbrain.com
 - (2) Lots of presentations like this one
 - (3) Info: share market, charting, BullCharts
 - (4) Weekly Market Updates and Watch List
- Good charting software – BullCharts
www.robertbrain.com/bullcharts/
- My contact details:
web site above, or phone: 0438 355 910


 • **BullCharts** - my favourite charting software.

 © Copyright 2024 Robert B Brain -- Brainy's Share Market Toolbox -- www.robertbrain.com 37

 **Summary & Wrap up**

THE END

THANK YOU

 © Copyright 2024 Robert B Brain -- Brainy's Share Market Toolbox -- www.robertbrain.com 38

IMPORTANT NOTICE - AUSTRALIAN TECHNICAL ANALYSTS ASSOCIATION

Please note that the views expressed at this meeting are the view of the speakers and members only. They do not represent or reflect the views of the ATAA. The ATAA conducts this meeting as a forum to provide an opportunity for its members to hear the view of speakers and other members.

Under no circumstances are attendees at this meeting to infer that by allowing speakers and members to speak at this meeting that the ATAA endorses, approves, agrees or promotes the views of such speakers or members. The ATAA does not provide any advice whatsoever regarding any investment in any financial products within the meaning of Section 766B of the Corporations Act or otherwise.

It is further essential to note that speakers prepare their presentations without taking into account or giving any consideration to the objectives, financial situation or needs of any attendee at this meeting. Therefore, the views and opinions expressed by the speakers must not be considered personal advice relevant to any specific person's financial position or situation.

Speakers and members present their views for purposes of education and exchange of views and discussions only. Therefore it follows that the views expressed must not be acted upon as investment or financial advice or as any advice.

Attendees must consider the appropriateness of the views expressed in the light of their own objectives financial situation, needs, position and seek professional advice from person(s) who are licensed to give financial, legal and tax advice only.

By attending this meeting you release and discharge the ATAA from all liability loss or damage that you may suffer or sustain (the Loss) and indemnify the ATAA against the loss.
